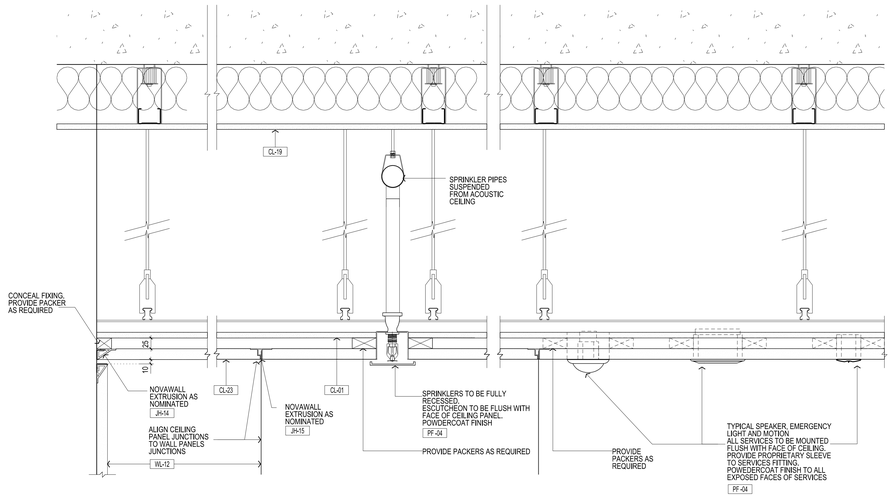

01 CEILING CL-23 -TYPICAL SECTION DETAIL
SCALE 1:5

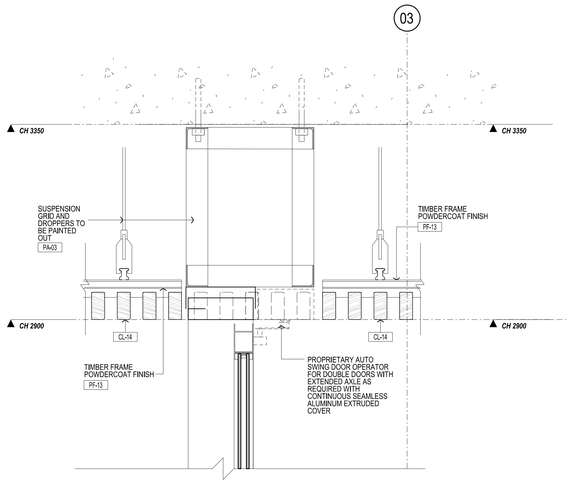

04 LEVEL 4-CORRIDOR- AUTO SWING DOOR TO JAPANESE ROOM
SCALE 1:5

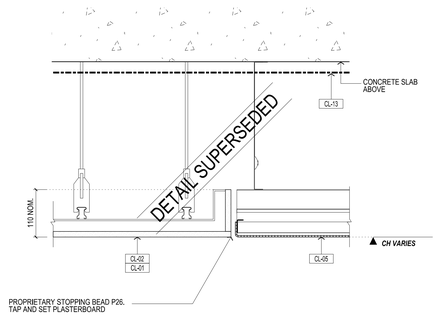

03 MESH CEILING TILE TO PLASTERBOARD CEILING - TYPICAL SECTION
SCALE 1:5

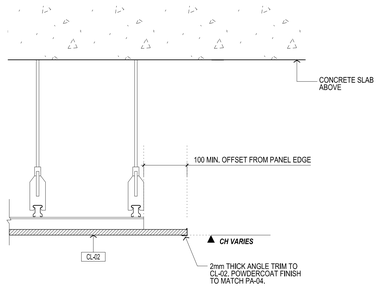

08 2001 DETAIL TO EXPOSED CL-02 EDGE
SCALE 1:5

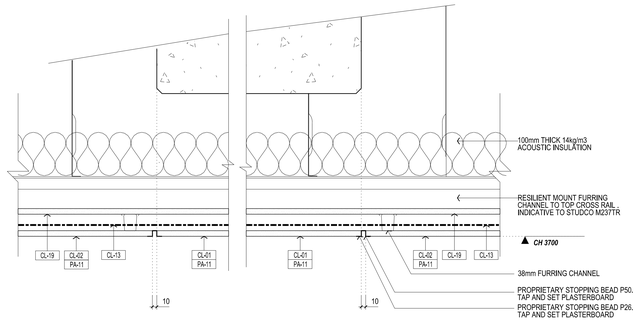

02 PLASTERBOARD CL-01 TO PLASTERBOARD CL-02 WITH ACOUSTIC PLASTERBOARD ABOVE -TYPICAL SECTION DETAIL
SCALE 1:5

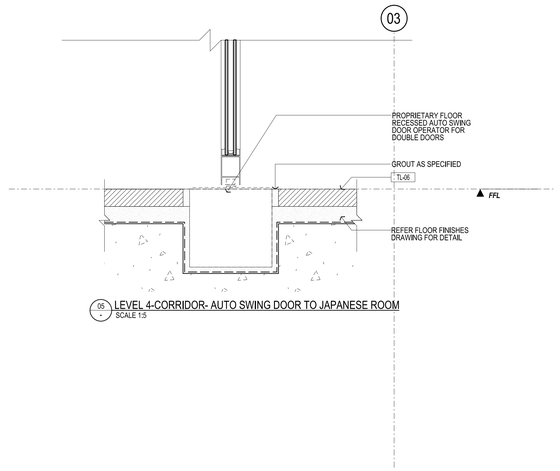

05 LEVEL 4-CORRIDOR- AUTO SWING DOOR TO JAPANESE ROOM
SCALE 1:5

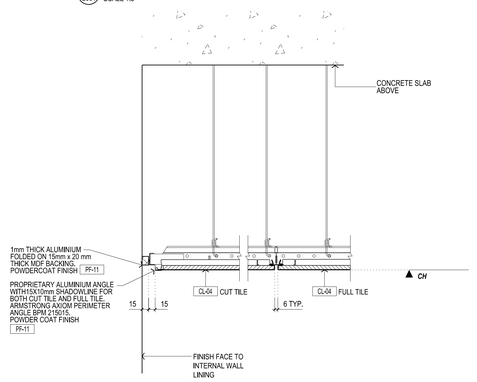

09 CUT METAL PAN CEILING TILE TO WALL JUNCTION - TYPICAL SECTION
SCALE 1:5

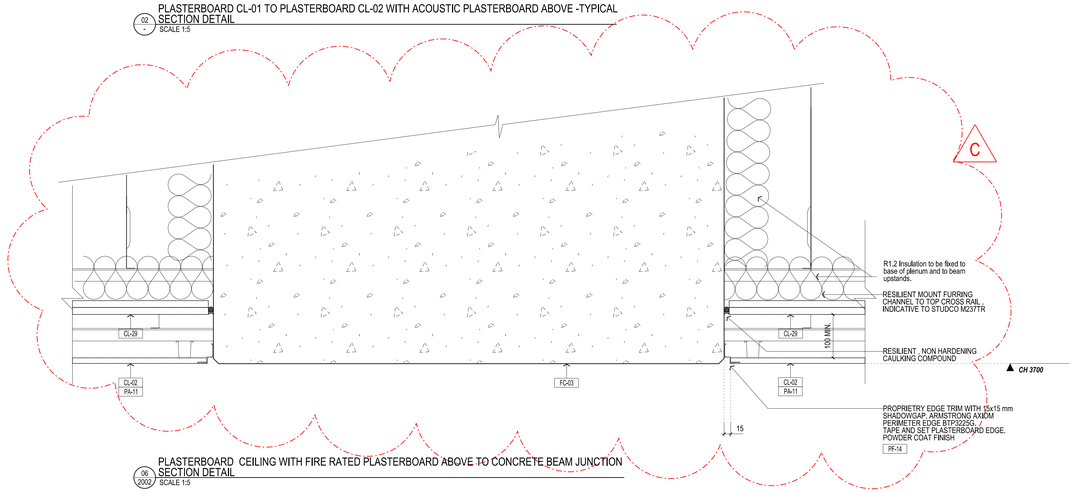

06 2002 PLASTERBOARD CEILING WITH FIRE RATED PLASTERBOARD ABOVE TO CONCRETE BEAM JUNCTION SECTION DETAIL
SCALE 1:5

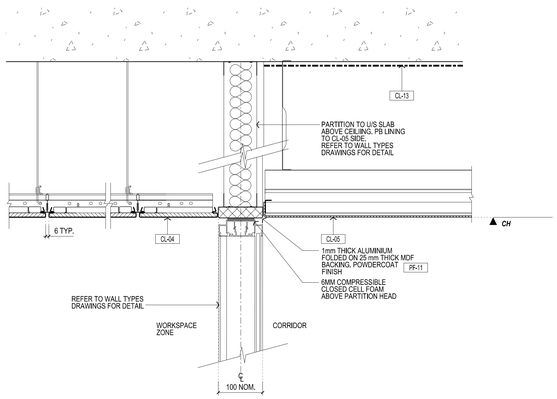

07 2006 METAL PAN CEILING TILE TO MESH CEILING TILE -TYPICAL SECTION DETAIL
SCALE 1:5

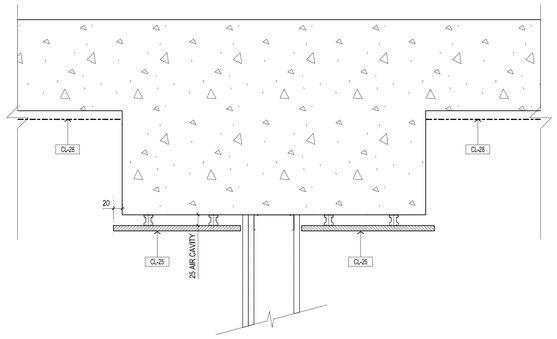

10 2003 CL-25 TO CL-28 TYPICAL SECTION DETAIL
SCALE 1:5

THIS DRAWING IS AN UNCONTROLLED COPY UNLESS STAMPED OTHERWISE

CONTRACTORS SHALL VERIFY JOB DIMENSIONS BEFORE ANY JOB COMMENCES. ALL SHOP DRAWINGS SHALL BE SUBMITTED TO THE SUPERINTENDENT AND MANUFACTURE SHALL NOT COMMENCE PRIOR TO THE RETURN OF UNAMENDED SHOP DRAWINGS SIGNED BY THE CONSULTANT. FIGURED DIMENSIONS SHALL TAKE PRECEDENCE OVER SCALED. THIS DRAWING SHOULD BE READ IN CONJUNCTION WITH ALL RELEVANT CONTRACT, SPECIFICATIONS AND DRAWINGS COPYRIGHT OF THIS DRAWING IS VESTED IN WARDLE

General Notes

CL-XX CEILING SYSTEM. REFER TO MATERIALS SCHEDULE

CH CEILING HEIGHT

PF-XX POWDERCOAT FINISH. REFER TO MATERIALS SCHEDULE

PA-XX PAINT FINISH. REFER TO MATERIALS SCHEDULE

NOTES

1. REFER TO 2000 SERIES DWGS FOR CEILING PLANS FINISHES & SETOUT
2. REFER TO SERVICES CONSULTANTS DOCUMENTATION FOR SPECIFICATION OF FIXTURES & FITTINGS BELOW
3. ENSURE ALL EMERGENCY LIGHT, SMOKE DETECTOR, LIGHT FITTING WIRES ARE RETICULATED TO SLAB. ALL WIRING TO BE SPRAYED OR PRECOLOURED TO MATCH ADJACENT CEILING. REFER TO MATERIALS SCHEDULE FOR DETAILS.
4. ALL SERVICES TO BE POWDERCOATED OR PAINTED ON SITE TO MATCH CEILING COLOUR. REFER TO MATERIALS SCHEDULE FOR EXACT SPECIFICATION.
5. TO BE READ IN CONJUNCTION WITH AR2000 CEILING PLANS AND WITH AR9100 FACADE DETAILS AND AR7500 WALL TYPES DRAWINGS

Rev	Issue	Revision Description	Amd	Date
C	SG	UPDATED DETAILS AS CLOUDED	-	25.11.13
B	SG	NEW & UPDATED DETAILS AS CLOUDED	-	18.09.13
A	SG	UPDATED DETAILS AS CLOUDED	-	17.09.13
02	SG	REVISION TO CEILING CODE	-	23.08.13
01	SG	100% CD - TENDER ISSUE	-	07.09.12

Brookfield MULTIPLEX

NADAAA

NADAAA
1920 Washington Street No.2
Boston Massachusetts
02118 USA

Telephone +1 617 442 6232
Facsimile +1 888 442 1417
Email nada@nadaaa.com

John Wardle Architects

25 Rokeby Street, Collingwood, Victoria 3066 Australia
Tel : +61 3 8662 0400 www.johnwardlearchitects.com
© 2012 John Wardle Architects ABN 83 006 814 268

Client University of Melbourne Parkville Campus

Project Faculty of Architecture Building and Planning

Title CEILING JUNCTION DETAILS

Project No. 0913			Scale 1:5 @ A0 1:10 @ A2
Drawing No. AR 7857			Revision C
Date Dec 2011	Drwn DH	Co-Ord JWI	Chck SG

FILENAME - $FILE$

FOR CONSTRUCTION